



## Keep students focused and engaged, and monitor online activity

Available for deployment on



In today's modern classrooms, the growing adoption of academic devices has enhanced the teaching and learning experience. However, educators face a significant challenge in keeping students engaged and on task. They are also required to monitor student internet activity to comply with KCSIE statutory guidance.

To overcome these challenges, Securly Classroom empowers educators to monitor student activity, regain control and cultivate an environment conducive to maximising student learning outcomes. With Securly Classroom, educators have the power to see exactly what their students are seeing on their screens. If they notice students engaging with inappropriate content, they can quickly close tabs and block websites to maintain a focused learning environment.

By eliminating the worry of student distractions, educators can fully dedicate their time to what truly matters: teaching.

### With Securly Classroom, educators can:

- Monitor students' online activity.
- Keep students focused and engaged during class by minimising distractions and promoting active participation.
- Seamlessly push lesson content directly to student screens, ensuring students make the most out of valuable class time.
- Foster new connections and communication channels with students, regardless of whether teaching is done in-person or remotely.

*"Securly Classroom gives our teachers the ability to effectively monitor student activity during lessons and gives them the confidence to use technology in the classroom. Classroom also allows teachers to interact with individuals or groups and direct them in real time towards effective learning. Teachers across the across the River Learning Trust have found Classroom easy and intuitive to use and have required minimal training."*

**Roger Nixon, Technology Director**  
IT Technical Director, River Learning Trust

# How Securly Classroom Works

Securly Classroom provides teachers visibility and the control of all devices in their class and facilitates class communication. This cloud solution works whether classes and devices are in school or are distributed to student homes, and provides a simple interface to enable functions such as:

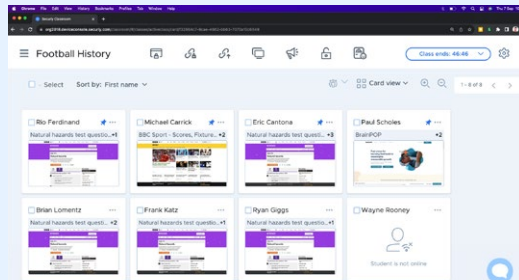
## Monitoring

See all current online activity across all devices at a glance. Easily spot off-task students.

### See student screens

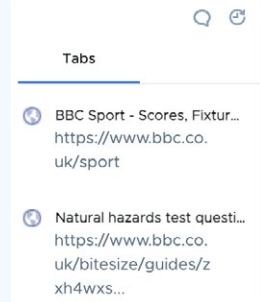
Provides a thumbnail view of all screens in the class so teachers can know that their students are engaged in classwork.

Zoom in on any screen to see all open tabs. On Windows devices, see the entire desktop.



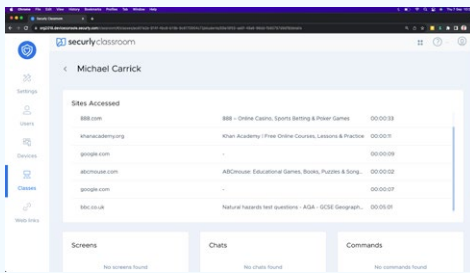
### View and control tabs

Enables teachers to see open and closed tabs, and close tabs if they want to.



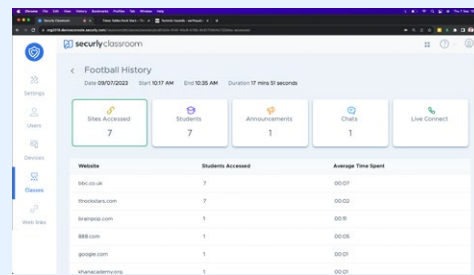
### View browsing history

Teachers can check the browsing history of their students that occurred during class, while administrators can view all the history of all students.



### Class summary reports

A report is created for each class, which can be automatically delivered by email. It includes detailed information on participating students, their internet activity and their communication with the teacher.



## Focus

Remove distractions from student devices.

### Site Lock

Open specific web pages on student devices, blocking all others. It can be used for the whole class, specific groups or individual students.

### Tab Control

When a teacher is reviewing the list of all open tabs on a student's device, Tab Control allows them to select and close any tab on that device. On Windows devices, teachers can also close any active program.

### Custom Block Lists

Teachers can block specific websites for their classrooms, even sites allowed by the school's content filter.

## Communication

Teachers can send class-wide announcements or start chats with individual students. All teacher-student messages are logged and can be reviewed by the teacher or admins at any time.

### Make announcements

Teachers can easily send announcements to the entire class or individual students. Students must acknowledge messages before being able to continue working.

### Raise a hand

When enabled, students are able to get the teacher's attention or ask for help using this special alert that appears on the teacher's device.

### Start 2-way chats

Private chat sessions between student and teacher can be enabled to directly ask questions, communicate sensitive issues or engage during quiet time.