











PROACTIVE END TO END WI-FI MONITORING AND SLA REPORTING TOOL

Product Specification

 Model:	Kubicon Sensor AC
 Processor:	Broadcom BCM2837B0, Cortex-A5364-bit SoC @ 1.4Ghz
 Memory:	1GB LPDDR2 SDRAM
 Interfaces:	1 x 10 / 100 / 1000BASE-T autosensing (RJ-45)
 Dimensions:	11 x 7.5 x 4 cm
 Weight:	0.15 kg
 Operating Temperature:	0-50 °C
 Environment:	Indoor
Power Requirements	
 PoE:	802.3af.802.3at
 Power Supply:	13W / 2.5A / 5V (sold separately)



Wireless Tests

Protocol Information • SSID Availability • RSSI • MCS Rate • Data Rate • Packet Retries
• Channel Width • Channel Number • Roaming Events • Intra Band Roaming Events
• SSID Scanning • AP Host Name

Network Services Test

DHCP Test (4-way handshake) • DNS Lookup • Downstream Bandwidth • Upstream Bandwidth
• Dropbox Download service reachability and performance • Dropbox Upload service
reachability and performance • ICMP Reachability (Ping) • ICMP round-trip time • ICMP Packet Loss

Application Tests

HTTP/HTTPS reachability and performance • Youtube reachability and performance
• Internet Connectivity Test



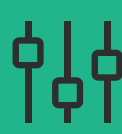
Multi SSID support

Up to 3 SSIDs
per sensor



Authentication

802.1X/EAP-TLS
802.1X/PEAP
WPA2-PSK
WEP
Captive Portal



Configurable MAC
Randomization



Wired
Mode



Test
Frequency

10 Minutes



Reporting

Downloadable Reports



3rd Party
App Integration

Rest API

FEEL FREE TO CONTACT US

 www.kubicon.io

 www.kubicon.io

 info@kubicon.io

 info@kubicon.io